

Chapter 10

Bamboo (Tall Grasses)



Chapter Photograph - Bambusa oldhamii (Giant Timber Bamboo)

Chapter 10 - Bamboo (Tall Grasses) Breakdown:

Refer to the Landscape Plant Guide Breakdown (page 13) or Appendix for additional information on each specific category

**Sunset Climate Zones listed are interpreted by the author

Use Code	Specific Category	No. of Plants
A	Shade exposure	7
B	Very low to low watering	7
C	Invasive growth habit	6
D	Fragrant foliage	0
E	Season changing foliage color	4
F	Fragrant flowers	0
G	Edible or herbal uses	0
H	Indoor Use	7
ii	Slopes	2
J	Slopes-EC	2
K	Fire Risk	12
L	Fire Resistant	0
M	Deer Resistant	12
N	Oak	0
O	California Native	0
P	Espalier use	0
Q	Can be a clipped hedge	9
Total Number of Plants Listed		12





Chapter 10

Bamboo (Tall Grasses)

Bambusa multiplex

Hedge Bamboo

a-b-H-K-M-Q

- Family:** Poaceae (Gramineae)
Origin: China
Sunset Climate Zones:** 5, 6, 8-10, 13-24; indoors, pots; (borderline in zone 12)
Exposure: Sun to partial, but 'Alphonse Karr' can also be planted in a shade exposure
- Plant Character:** Evergreen
Growth Habit / Form: Clumping
Water Requirements: Low to moderate
Growth Rate: Fast
Invasive Growth Habit: None
Height and Width / Trunk (Culm) / Foliage:
- 'Alphonse Karr' (Alphonse Karr Bamboo) - (Syn. *Bambusa glaucescens* 'Alphonse Karr'): 15-35' tall (8-10' controlled) with an indefinite width; ½"-1" diameter, pink to then yellow or orange trunk with green; striped mid-green leaves on yellow.
 - 'Fernleaf' (Fernleaf Bamboo) - (Syn. *Bambusa glaucescens* 'Fernleaf', B. g. 'Wang Tsai') -(Sold also as *Bambusa disticha*, *B. nana*): 10-20' tall (6-10' controlled) with an indefinite width; ½" diameter, yellow trunk; mid-green leaves.
 - 'Golden Goddess' (Golden Goddess Bamboo) - (Syn. *Bambusa glaucescens* 'Golden Goddess'): 6-10' tall x 6-8'+ wide; ½" diameter, mid-green trunk; mid-green to yellow-green leaves.
- Other Aspects:** Indoor Use / Extreme Fire Risk / Deer Resistant
Additional Information: Can be a clipped hedge

Bambusa oldhamii


Giant Timber Bamboo, Oldham Bamboo, Timber Bamboo

Syn. *Sinocalamus oldhamii*

A-b-E-H-K-M-Q

- Family:** Poaceae (Gramineae)
Origin: China and Taiwan
Sunset Climate Zone:** 5, 6, 8-10, 13-24; H1, H2; or indoors, pots; (borderline in zone 12)
Exposure: Sun to shade
Plant Character: Evergreen





Growth Habit / Form:	Clumping
Water Requirements:	Low to moderate
Growth Rate:	Slow to fast (slow growth rate until established)
Invasive Growth Habit:	None
Height / Width:	20-55' tall (15-25' controlled) x 15-20' wide
Trunk (Culm):	3-4" diameter, mid-green to dark green that will turn to a golden-brown color in a full sun exposure
Foliage:	Bright green leaves that turn yellow in the fall
Other Aspects:	Indoor Use / Extreme Fire Risk / Deer Resistant
Additional Information:	One of the most commonly used bamboo's used in the United States and throughout southern California; can be a clipped hedge.

Bambusa ventricosa

Buddha's Belly Bamboo

b-C-H-K-M-Q

Family:	Poaceae (Gramineae)
Origin:	Southern China
Sunset Climate Zones**:	17, 21-24; or indoors, pots; (borderline in zones 15, 16, 19, 20)
Exposure:	Sun to partial
Plant Character:	Evergreen
Growth Habit / Form:	Clumping
Water Requirements:	Low to moderate
Growth Rate:	Fast
Invasive Growth Habit:	Invasive
Height / Width:	15-30' tall (3-6' controlled) x 35-45' wide
Trunk (Culm):	2" diameter, mid-green
Foliage:	Rich green
Other Aspects:	Indoor Use / Extreme Fire Risk / Deer Resistant
Additional Information:	Can be a clipped hedge

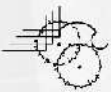
Oatea acuminata aztecorum

Mexican Weeping Bamboo

(Sold also as *Arthrostylidium longifolium*, *Yushania aztecorum*)

A-H-i-K-M-Q

Family:	Poaceae (Gramineae)
Origin:	Mexico
Sunset Climate Zones**:	5, 6, 8-10, 13-24; H1, H2; or indoors, pots; (borderline in zone 12)
Exposure:	Sun to shade
Plant Character:	Evergreen
Growth Habit / Form:	Clumping
Water Requirements:	Moderate to high
Growth Rate:	Fast
Invasive Growth Habit:	None





Chapter 10

Bamboo (Tall Grasses)

Height / Width: 10-20' tall (8-10' controlled) x 10-12' wide
Trunk (Culm): 1½" diameter, light green
Foliage: Light bluish green to lime green
Other Aspects: Indoor Use / Slope-Possible / Extreme Fire Risk / Deer Resistant
Additional Information: Can be a clipped hedge; overall has a noticeable weeping effect.

Phyllostachys aurea

Fishpole Bamboo, Golden Bamboo

A-b-C-i-K-M-Q

Family: Poaceae (Gramineae)
Origin: China
Sunset Climate Zones:** 4-9, 11-24; H1, H2; or pots; (borderline in zone 10)
Exposure: Sun to shade
Plant Character: Evergreen
Growth Habit / Form: Running
Water Requirements: Low to moderate
Growth Rate: Fast
Invasive Growth Habit: Invasive
Height / Width: 10-15' tall (6-10' controlled) x 6-8' wide
Trunk (Culm): 2" diameter, green, fading to dull yellow in a full sun exposure
Foliage: Light apple-green
Other Aspects: Slope-Possible / Extreme Fire Risk / Deer Resistant
Additional Information: Other varieties are known; can be a clipped hedge.

Phyllostachys nigra


Black Bamboo

b-c-K-M-Q

Family: Poaceae (Gramineae)
Origin: China
Sunset Climate Zones:** 4-9, 11-24; H1, H2; or pots; (borderline in zone 10)
Exposure: Sun to partial
Plant Character: Evergreen
Growth Habit / Form: Running
Water Requirements: Low to moderate
Growth Rate: Slow to fast (slow growth rate until established)
Invasive Growth Habit: Possibly invasive
Height / Width: 10-15'+ tall (4-8' controlled) x 15-25' wide
Trunk (Culm): 1½" diameter, deep green to shiny black in its second year
Foliage: Rich green



Chapter 10 Bamboo (Tall Grasses)



Other Aspects: Extreme Fire Risk / Deer Resistant
Additional Information: Another taller variety is known; can be a clipped hedge.

Pleioblastus pygmaea

Dwarf Bamboo

Syn. *Pleioblastus pygmaeus*

(Sold also as *Arundinaria pygmaea*, *Sasa disticha*, *Sasa pygmaea*)

A-C-E-J-K-M

Family: Poaceae (Gramineae)
Origin: Japan
Sunset Climate Zones:** 4-9, 11-24; H1, H2; (borderline in zone 10)
Exposure: Sun to shade
Plant Character: Evergreen, semi-evergreen
Growth Habit / Form: Running
Water Requirements: Moderate
Growth Rate: Fast
Invasive Growth Habit: Invasive
Height / Width: 12-18" tall (6-12" controlled) x with an indefinite width
Trunk (Culm): 1/8" diameter, green with purplish nodes
Foliage: Mid-green leaves that turn pale green in the fall and brown in cold weather
Other Aspects: Slope-EC / Extreme Fire Risk / Deer Resistant
Additional Information: Cut back to keep plant attractive

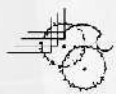
Pleioblastus variegata

Dwarf Whitestripe Bamboo

(Sold also as *Sasa fortunei*, *Sasa variegata*)

A-c-K-M

Family: Poaceae (Gramineae)
Origin: Japan
Sunset Climate Zones:** 5, 6, 8-24; H1, H2; or pots; (borderline in zones 4, 7)
Exposure: Sun to shade
Plant Character: Evergreen, cold deciduous
Growth Habit / Form: Running
Water Requirements: Moderate
Growth Rate: Fast
Invasive Growth Habit: Possibly invasive
Height / Width: 2-3' tall (1-2' controlled) x 4-5'+ wide
Trunk (Culm): ¼" diameter and covered with leaves
Foliage: Dark green leaves with cream stripes
Other Aspects: Extreme Fire Risk / Deer Resistant





Chapter 10

Bamboo (Tall Grasses)

Pleioblastus viridi-striatus

Syn. *Pleioblastus viridistriatus*

(Sold also as *Arundinaria auricomma*, *A. viridistriatus*)

A-C-E-J-K-M

Family:	Poaceae (Gramineae)
Origin:	Japan
Sunset Climate Zones**:	4-9, 11-24; H1, H2; or pots; (borderline in zone 10)
Exposure:	Sun to shade
Plant Character:	Semi-deciduous
Growth Habit / Form:	Running
Water Requirements:	Moderate
Growth Rate:	Moderate to fast
Invasive Growth Habit:	Invasive
Height / Width:	24-30" tall (1-2' controlled) x with an indefinite width
Trunk (Culm):	¼" diameter, covered with leaves
Foliage:	Variegated green and gold leaves that turn green in the summer
Other Aspects:	Slope-EC / Extreme Fire Risk / Deer Resistant

Semiarundinaria fastuosa

Narihira Bamboo

E-H-K-M-Q

Family:	Poaceae (Gramineae)
Origin:	Southwestern Honshu, Japan
Sunset Climate Zones**:	4-9, 11-24; or indoors; (borderline in zones A3, 3b, 10)
Exposure:	Sun to partial
Plant Character:	Evergreen
Growth Habit / Form:	Running
Water Requirements:	Moderate
Growth Rate:	Slow
Invasive Growth Habit:	None
Height / Width:	12-25' tall (8-10' controlled) x with an indefinite width
Trunk (Culm):	1¼" diameter, green to red-brown
Foliage:	Mid-green leaves that turn purple-brown with age
Other Aspects:	Indoor Use / Extreme Fire Risk / Deer Resistant
Additional Information:	Can be a clipped hedge

